
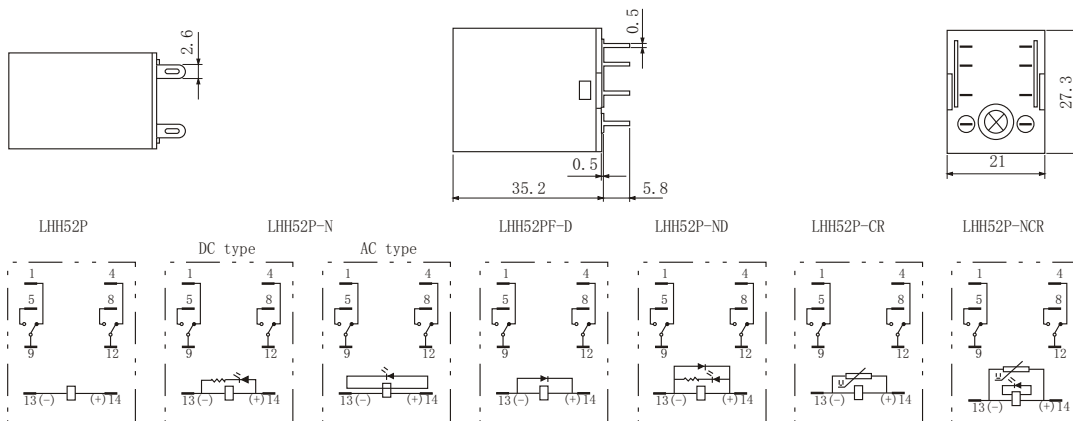


LHH Series

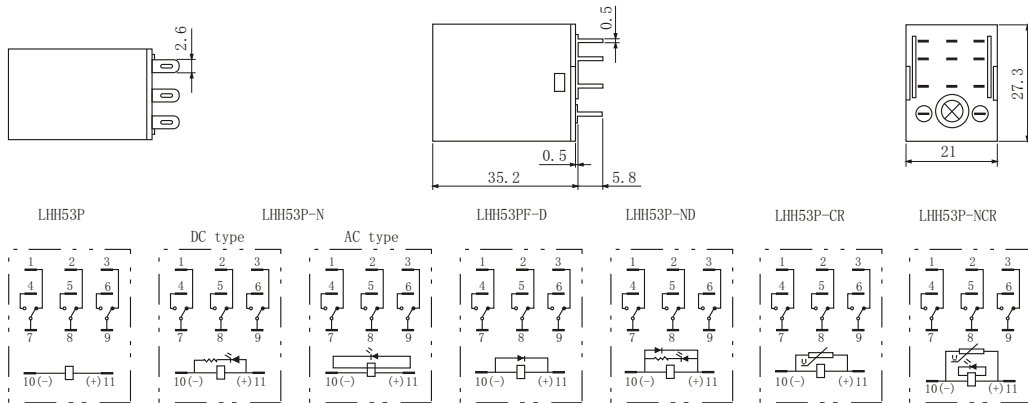


Model	LHH52P	LHH53P	LHH54P
Dimension(mm)	27.3 × 21 × 35.2		
Contact Form	2Z 2H 2D	3Z 3H 3D	4Z 4H 4D
Contact Material	Silver alloy		
Resistance Performance Of Contactor Capacity	LHH52P/53P:5A/28VDC,5A/240VAC LHH54P:3A/28VDC,3A/240VAC		
Coil Power at 23°C	DC (W)	≤0.9W	
	AC (VA)	≤1.2VA	
Coil Voltage	DC (V)	6~220V	
	AC (V)	6~380V	
Pick-up Voltage at 23°C	DC ≤ 75% AC ≤ 80%		
Drop-out Voltage at 23°C	DC ≥ 10% AC ≥ 30%		
Max Voltage at 23°C	110%		
Contact Resistance(at 6VDC 1A)	≤ 100mΩ		
Dielectric Strength	Between Open Contacts	≥ 1000VAC 50Hz/1min Leakage current 1mA	
	Contacts pieces	≥ 1000VAC 50Hz/1min Leakage current 1mA	
	Between Coil & Contacts	≥ 1500VAC 50Hz/1min Leakage current 1mA	
Insulation Resistance(MΩ)at 500VDC	≥ 500MΩ		
Service life	Electrical	10 ⁵ Times(Frequency: On1Time/1S, Off1Time/1S)	
	Mechanical	10 ⁶ Times(Frequency: 300Time/1 min)	
Ambient Temperature	-25°C ~ +55°C		
Terminal type	Insert type, Welding type		
Suitable socket	PYF08A PYF08A-E	PYF11A PYF11A-E	PYF14A PYF14A-E
Product Weight	30g	35g	40g
Same Reference	MY2	MY3	MY4

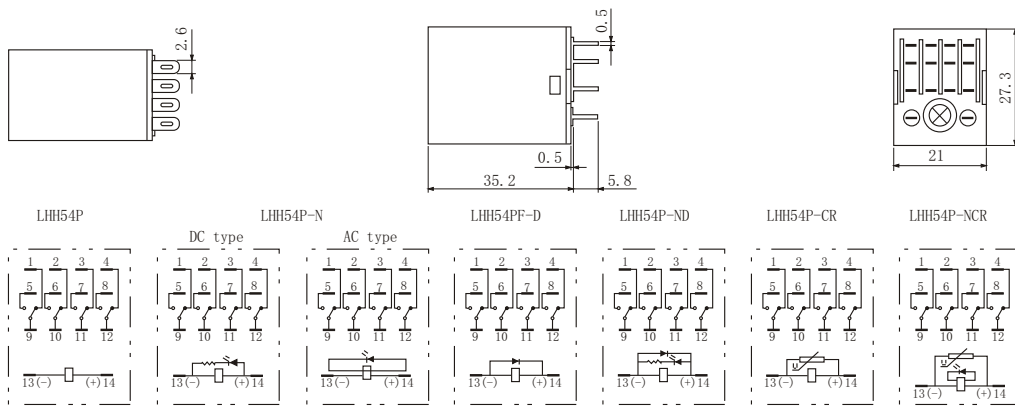
LHH52P Installation dimensions and connecting diagram



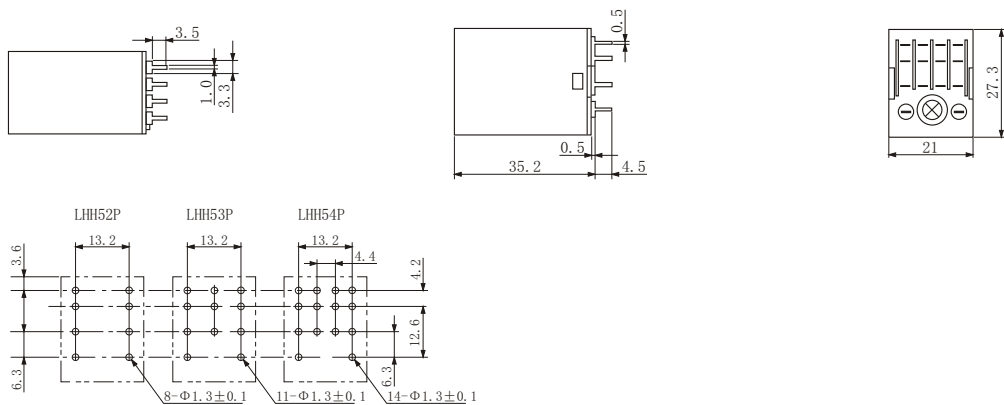
LHH53P Installation dimensions and connecting diagram



LHH54P Installation dimensions and connecting diagram



LHH52PP, LHH53PP, LHH54PP Installation dimensions and connecting diagram



LHH52PB, LHH53PB, LHH54PB Installation dimensions and connecting diagram

